



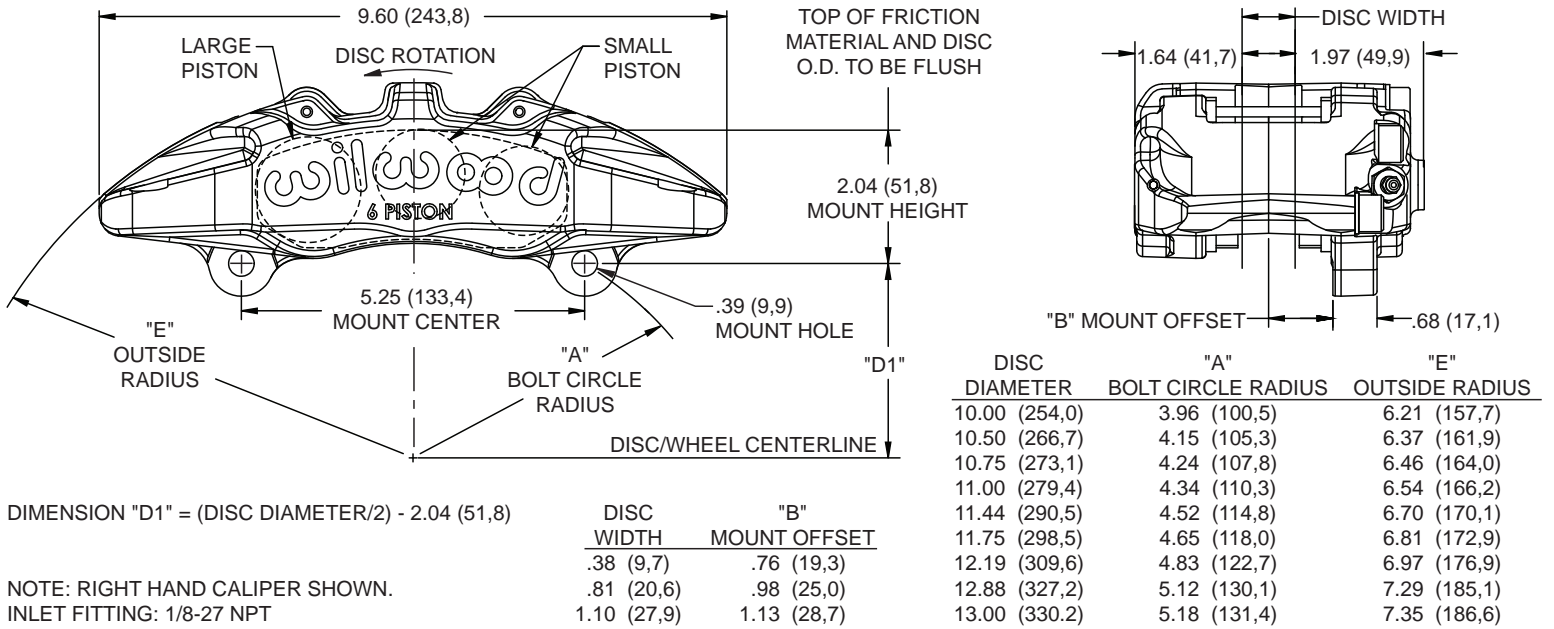
DynaPro DP6A Calipers

combine pure-bred racing technology with contemporary design to deliver superior braking and high-tech style on a wide range of custom, show, and competition vehicles. This newest model in the DynaPro series features a reinforced triple bridge construction, with five high strength steel bridge bolts, making it the strongest and stiffest DP6 caliper ever built.

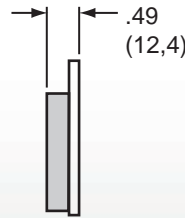
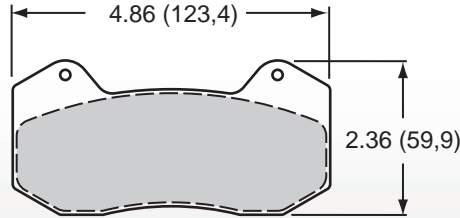
Caliper Features



- Direct interchange with all 5.25" pattern lug mount DynaPro and Dynalite calipers
- Forged aluminum, six piston differential bore body
- Stainless steel pistons with high temperature seals
- Accommodates rotors up to 13" in widths from .38" to 1.10"
- Uses standard DynaPro 6 type 6712 brake pads available in a variety of compounds
- Piston volumes available for front or rear applications
- Protected single bleed design with internal fluid ports
- Stainless steel bridge plates
- Available in gloss black or red powder coat, or Wilwood's Quick-Silver nickel base plating



DynaPro 6A Caliper, Dimensional Characteristics



AXLE SET P/N	PAD TYPE / COMPOUND
15A - 10724K	6712 A PolyMatrix
15B - 10725K	6712 B PolyMatrix
15E - 12605K	6712 E PolyMatrix
15H - 10726K	6712 H PolyMatrix
150 - 10006K	6712 10 BP-10 Smart Pad
150 - 10007K	6712 20 BP-20 Smart Pad
150 - 14780K	6712 30 BP-30 Smart Pad
150 - 12760K	6712 40 BP-40 Smart Pad

DynaPro 6A Caliper, Type 6712 Brake Pad Dimensions and Ordering Information

ORDERING INFORMATION:

CALIPER	PISTON SIZES	ROTOR WIDTH	ORIENTATION	BLACK POWDER PART NUMBER	RED POWDER PART NUMBER	HARD ANODIZE PART NUMBER
DP6A	1.62/1.38/1.38"	.38"	Right Hand	120-13430-BK	120-13430-RD	120-13430
DP6A	1.62/1.38/1.38"	.38"	Left Hand	120-13431-BK	120-13431-RD	120-13431
DP6A	1.62/1.38/1.38"	.81"	Right Hand	120-13428-BK	120-13428-RD	120-13428
DP6A	1.62/1.38/1.38"	.81"	Left Hand	120-13429-BK	120-13429-RD	120-13429
DP6A	1.62/1.38/1.38"	1.10"	Right Hand	120-13432-BK	120-13432-RD	120-13432
DP6A	1.62/1.38/1.38"	1.10"	Left Hand	120-13433-BK	120-13433-RD	120-13433
DP6A	1.62/1.12/1.12"	.81"	Right Hand	120-13434-BK	120-13434-RD	120-13434
DP6A	1.62/1.12/1.12"	.81"	Left Hand	120-13435-BK	120-13435-RD	120-13435
DP6A	1.62/1.12/1.12"	1.10"	Right Hand	120-13436-BK	120-13436-RD	120-13436
DP6A	1.62/1.12/1.12"	1.10"	Left Hand	120-13437-BK	120-13437-RD	120-13437
DP6A	1.38/1.00/1.00"	.81"	Right Hand	120-13438-BK	120-13438-RD	120-13438
DP6A	1.38/1.00/1.00"	.81"	Left Hand	120-13439-BK	120-13439-RD	120-13439