
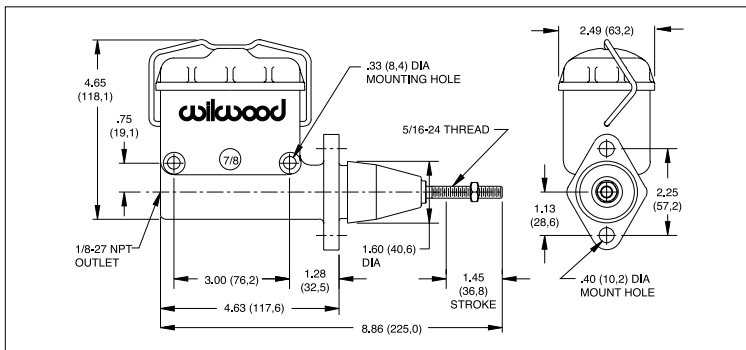




# MASTER CYLINDERS

## Composite Master Cylinder:

Wilwood's high strength, lightweight composite master cylinders combine aerospace manufacturing technology with racing performance requirements. The carbon reinforced composite reservoir is molded around a durable aluminum bore which is brush honed to ensure maximum cup seal life and fit. An increase of 30% more stroke provides greater volume eliminating pedal pumping and a large fluid reservoir with unique internal baffling prevents fluid aeration and assures volume requirements to accommodate the long 1-1/2" stroke. Composite material resists heat retention, lowering fluid operating temperatures, while the compact design weighs only 14 ounces - less than half the weight of similar master cylinders. Wilwood's composite master cylinders incorporate both front and side mounting capabilities.



### DESCRIPTION

3/4" Wilwood Composite Master Cylinder  
 7/8" Wilwood Composite Master Cylinder  
 1" Wilwood Composite Master Cylinder  
 Diaphragm (stock replacement)

### PART NO.

260-1101  
 260-1102  
 260-1103  
 210-4144

### DESCRIPTION

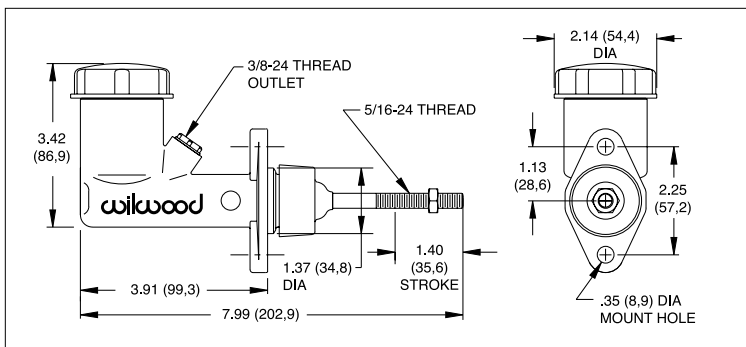
3/4" Rebuild Kit  
 7/8" Rebuild Kit  
 1" Rebuild Kit  
 Diaphragm (flat style)

### PART NO.

260-1300  
 260-1301  
 260-1302  
 210-1248

## Aluminum Master Cylinder:

This popular lightweight, compact design is used for clutch and small master cylinder requirements and is well known for its dependability. It incorporates an improved plastic screw-on filler cap and is available in both 5/8" and 3/4" bore.


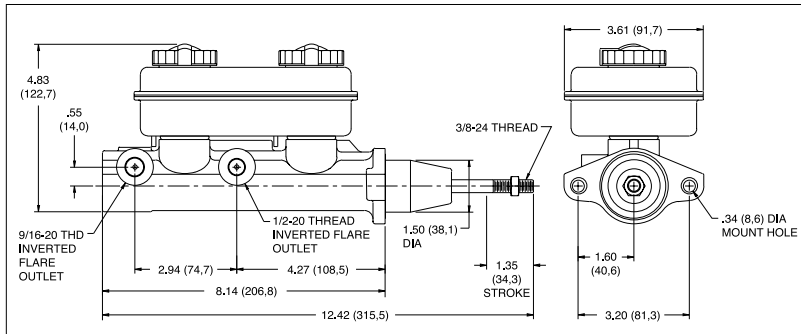


### ORDERING INFORMATION: SPECIFICATIONS, PART NUMBER:

0.750" Master Cylinder	260-1304
0.700" Master Cylinder	260-6579
0.625" Master Cylinder	260-2636
Replacement cap with seal	330-4355

## Tandem Master Cylinder:

Made from durable lightweight aluminum with a large capacity plastic reservoir and dual outlet bores, this master cylinder utilizes standard O.E.M. internal components. Standard factory mounting bolt holes can be adapted to racing pedal assemblies with an optional mounting adapter bracket (including push rod and dust boot, see diagram below, left). This reliable master cylinder is used for drag racing, late model stock cars, street rod and off road applications.



Shown with kit P/N: 260-4894

### DESCRIPTION


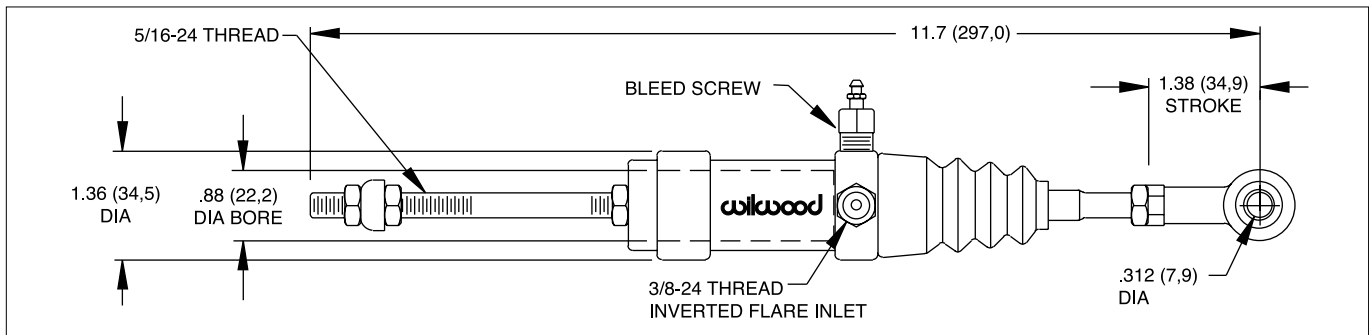
- 1-1/16" Tandem Master Cylinder
- Tandem Master Cylinder Rebuild Kit (1-1/16" bore)
- Tandem Master Cylinder Kit (includes m/c, boot, pushrod, retainer)
- Universal Bracket Kit, (tandem master cylinder to fire wall)
- Bracket Adapter Kit (tandem master cylinder to single brake pedal)
- Tandem Master Cylinder Rebuild Kit (1-1/32" bore)

### PART NO.

- 260-4893
- 260-4896
- 260-4894
- 250-2406
- 250-3677
- 260-2414

## Clutch Slave Cylinder:

This "Pull Type" slave cylinder is made from billet aluminum for high strength and plated with a tough anti-corrosion finish. The stainless steel push rod has a longer stroke than most cylinders assuring a full release of the clutch. Ideal for drag racing, late model stock, pro series and off road applications.



### DESCRIPTION

Clutch Slave Cylinder

### PART NO.

260-1333