



DYNAPRO 6 LUG MOUNT CALIPER

Caliper Highlights:

The DP6 marks a noteworthy step in the evolution of the DynaPro caliper series. DP6 calipers offer the performance advantages of a larger pad and a six piston differential bore configuration, with complete bolt-on interchange ability to the four piston 5.25" lug mount DynaPro models, and the long standing Dynalite caliper series.



As with the previous DynaPro models, the strength of the DP6 is a combination of process and design. Premium grade alloy billets are stress-flow forged resulting in a highly efficient, high strength body. Stress flow forging re-aligns the internal grain structure of the metal within the contour of the caliper body. This process is proven to provide superior strength over any other process derived from castings or straight billet block machining. FEA assisted solid modeling design technology was employed to find the optimum balance between lightweight with superior strength against deflection and body separation under high load.

In addition to the sturdy, yet stylish body, the DP6 incorporates race proven technology and the latest Wilwood performance enhancements. Pad clamping force is generated by six heavy wall stainless pistons configured in a leading to trailing edge differential bore pattern. The heavy wall pistons have been re-engineered to fully resist backside deflection at high pressures while maintaining balanced pad loading for even wear over the length of the pad. Stainless steel resists corrosion while inhibiting direct heat transfer from the pads to caliper body, seals, and fluid. Two choices for overall piston volume provide options to match caliper size with master cylinder output and bias requirements.

The DP6 uses the upgraded type 6712 pad that provide the larger overall volume size from the previous Dynalite and DynaPro four-piston models. The pads are retained with exclusive Wilwood Quick-E clips for simplified pad service and maintenance without caliper removal. Stainless steel SRS bridge plates are used to dampen engagement harmonics, eliminate pad rattle, and protect the caliper bridges from gouging by the pad edges. Four corner bleed screws and internal fluid passages accommodate front or rear mounting and simplified gas evacuation regardless of mounting position.

Standard DP6 calipers feature a high gloss black finish. Bright polished, high gloss red, and other custom Wilwood colors can be ordered to add personalized style for custom applications.

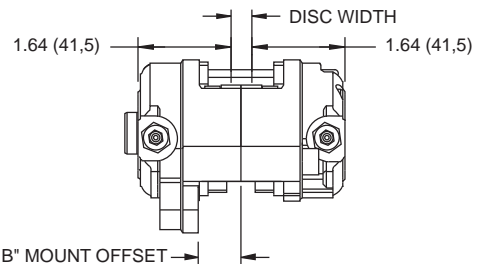
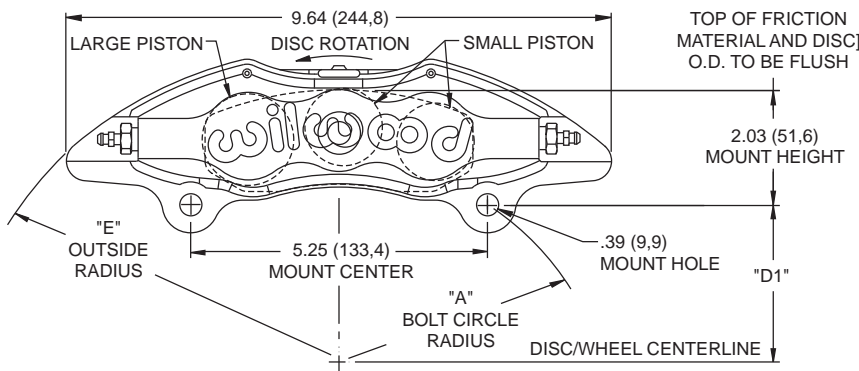
ORDERING INFORMATION:

<u>BORE SIZE</u>	<u>DISC WIDTH</u>	<u>RH</u>	<u>LH</u>
1.62 / 1.38 / 1.38" 41,1 / 35,1 / 35,1 mm	1.10" 27,9 mm	120-10120 (1,2)	120-10121 (1,2)
1.62 / 1.38 / 1.38" 41,1 / 35,1 / 35,1 mm	.81" 20,1 mm	120-10122 (1,2)	120-10123 (1,2)
1.62 / 1.38 / 1.38" 41,1 / 35,1 / 35,1 mm	.38" 9,6 mm	120-10124 (1,2)	120-10125 (1,2)
1.62 / 1.12 / 1.12" 41,1 / 28,4 / 28,4 mm	1.10" 27,9 mm	120-10126 (1,2)	120-10127 (1,2)
1.62 / 1.12 / 1.12" 41,1 / 28,4 / 28,4 mm	.81" 20,1 mm	120-10128 (3) 2	120-10129 (3)
1.62 / 1.12 / 1.12" 41,1 / 28,4 / 28,4 mm	.38" 9,6 mm	120-10130 (1,2)	120-10131 (1,2)
1.38 / 1.00 / 1.00" 35,1 / 25,4 / 25,4 mm	1.10" 27,9 mm	120-10132 (1,2)	120-10133 (1,2)
1.38 / 1.00 / 1.00" 35,1 / 25,4 / 25,4 mm	.81" 20,1 mm	120-10134 (1,2)	120-10135 (1,2)
1.38 / 1.00 / 1.00" 35,1 / 25,4 / 25,4 mm	.38" 9,6 mm	120-10136 (1,2)	120-10137 (1,2)

NOTES: (1) AVAILABLE RED, ADD "RD" TO END OF PART NUMBER WHEN ORDERING
 (2) AVAILABLE SILVER, ADD "S" TO END OF PART NUMBER WHEN ORDERING
 (3) AVAILABLE POLISHED, ADD "P" TO END OF PART NUMBER WHEN ORDERING

4700 Calle Bolero • Camarillo, CA 93012 • www.wilwood.com • Sales: 805 / 388-1188 • Fax: 805 / 388-4938

DYNAPRO 6 CALIPER, MOUNTING DIMENSIONS:



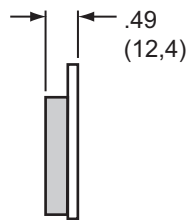
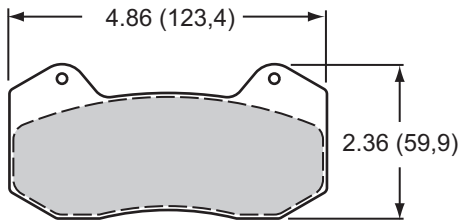
DIMENSION "D1" = (DISC DIAMETER/2) - 2.03 (51,6)

NOTE: RIGHT HAND CALIPER SHOWN.
INLET FITTING: 1/8-27 NPT

DISC WIDTH	"B" MOUNT OFFSET
1.10 (27,9)	1.13 (28,7)
.81 (20,6)	.98 (25,0)
.38 (9,7)	.76 (19,3)

DISC DIAMETER	"A" BOLT CIRCLE RADIUS	"E" OUTSIDE RADIUS
10.00 (254,0)	3.96 (100,7)	6.18 (156,9)
10.50 (266,7)	4.16 (105,5)	6.34 (161,1)
10.75 (273,1)	4.25 (108,0)	6.43 (163,2)
11.00 (279,4)	4.35 (110,5)	6.51 (165,4)
11.44 (290,5)	4.53 (115,0)	6.67 (169,3)
11.75 (298,5)	4.66 (118,3)	6.78 (172,1)
12.19 (309,6)	4.84 (122,9)	6.94 (176,1)
12.90 (327,7)	5.14 (130,6)	7.20 (182,9)

DYNAPRO 6 CALIPER, TYPE 6712 PAD DIMENSIONS AND ORDERING INFORMATION:



AXLE SET P/N
150 - 10006K
150 - 10007K

PAD TYPE / COMPOUND
6712 10 BP-10 Smart Pad
6712 20 BP-20 Smart Pad

ORDERING INFORMATION, USER SERVICEABLE COMPONENTS:

CALIPER PART NO.	PISTON	SQ RING KIT (6 PK)	BLEED SCREW KIT (4 PK)	BODY SEAL (EA)	BRIDGE WEAR PLATE (EA)	PAD RETAINER CLIP PIN (EA)
120-10120	200-7520 (1.62") 200-7518 (1.38")	130-10535	220-0627	210-2582	300-9707	300-7316
120-10121	200-7520 (1.62") 200-7518 (1.38")	130-10535	220-0627	210-2582	300-9707	300-7316
120-10122	200-7520 (1.62") 200-7518 (1.38")	130-10535	220-0627	210-2582	300-9707	300-7316
120-10123	200-7520 (1.62") 200-7518 (1.38")	130-10535	220-0627	210-2582	300-9707	300-7316
120-10124	200-7520 (1.62") 200-7518 (1.38")	130-10535	220-0627	210-2582	300-9707	300-7315
120-10125	200-7520 (1.62") 200-7518 (1.38")	130-10535	220-0627	210-2582	300-9707	300-7315
120-10126	200-7520 (1.62") 200-8439 (1.12")	130-5972	220-0627	210-2582	300-9707	300-7316
120-10127	200-7520 (1.62") 200-8439 (1.12")	130-5972	220-0627	210-2582	300-9707	300-7316
120-10128	200-7520 (1.62") 200-8439 (1.12")	130-5972	220-0627	210-2582	300-9707	300-7316
120-10129	200-7520 (1.62") 200-8439 (1.12")	130-5972	220-0627	210-2582	300-9707	300-7316
120-10130	200-7520 (1.62") 200-8439 (1.12")	130-5972	220-0627	210-2582	300-9707	300-7315
120-10131	200-7520 (1.62") 200-8439 (1.12")	130-5972	220-0627	210-2582	300-9707	300-7315
120-10132	200-7518 (1.38") 200-6979 (1.00")	130-10169	220-0627	210-2582	300-9707	300-7316
120-10133	200-7518 (1.38") 200-6979 (1.00")	130-10169	220-0627	210-2582	300-9707	300-7316
120-10134	200-7518 (1.38") 200-6979 (1.00")	130-10169	220-0627	210-2582	300-9707	300-7316
120-10135	200-7518 (1.38") 200-6979 (1.00")	130-10169	220-0627	210-2582	300-9707	300-7316
120-10136	200-7518 (1.38") 200-6979 (1.00")	130-10169	220-0627	210-2582	300-9707	300-7315
120-10137	200-7518 (1.38") 200-6979 (1.00")	130-10169	220-0627	210-2582	300-9707	300-7315